

**Standardised water pump
with canned motor**

Automation products available:

- PumpExpert
- Hyamaster
- hyatronic

Fields of Application

For handling aggressive, inflammable, toxic, volatile or valuable liquids in the chemical and petrochemical industries as well as in environmental and industrial engineering.

Etaseco is also suitable for applications requiring low noise emissions, particularly smooth running or long service intervals (operating reliability).

Design

Etaseco

Horizontal/vertical, sealless volute casing pump in back pull-out design, with fully enclosed canned motor, fitted with a radial impeller, single-stage, single-entry.

The connection dimensions of the pump casing comply with EN 733.

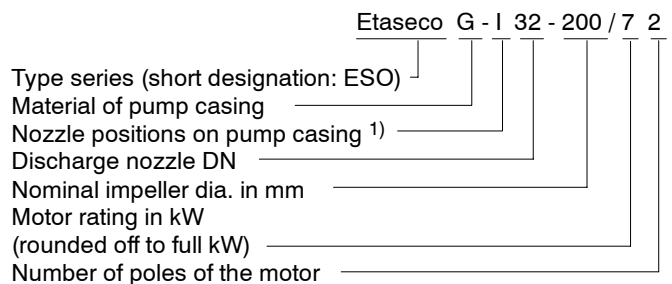
Etaseco-I

Inline pump in back pull-out design, with fully enclosed canned motor, fitted with a radial impeller, single-stage, single-entry.

Drive

Three-phase, asynchronous canned motor, enclosure IP 55, without explosionproof status. Thermal motor protection by means of PTC thermistors. The motor design is in accordance with IEC 60 034 (DIN VDE 0530).

Designation



1) without letter: 90° (axial suction nozzle, radial discharge nozzle)
 - I: 180° (suction and discharge nozzle in opposite position)

Operating Data

Capacities	Q up to 250 m ³ /h
Heads	H up to 100 m
Motor ratings	P ₂ from 1,4 to 18 kW
Product temperature	t - 40 to 140 °C
P ₂	up to 16 bar ²⁾

2) The sum of inlet pressure and head at zero flow point must not exceed the value indicated.

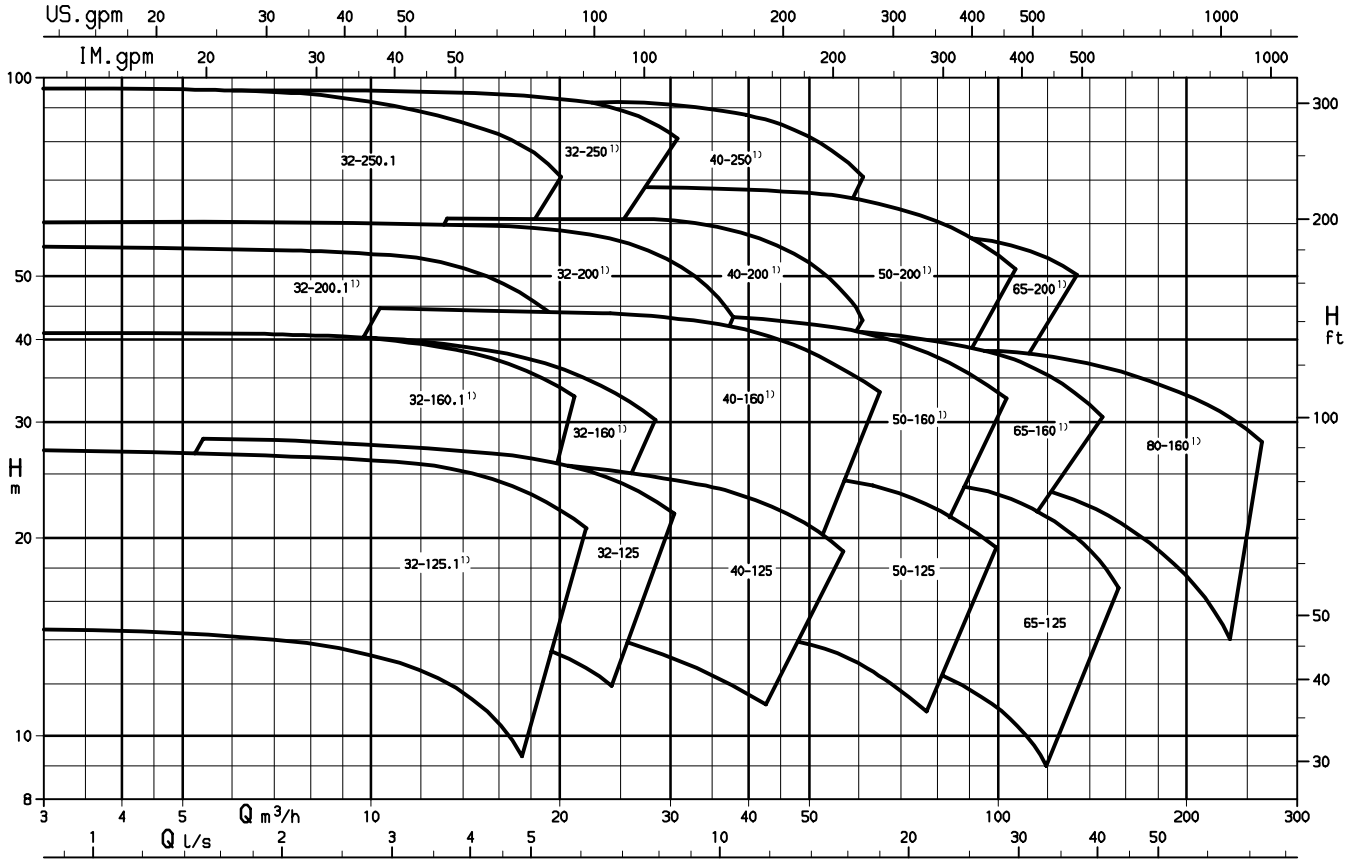
Certification

Certified quality management ISO 9001.

Selection Chart

Etaseco G, S

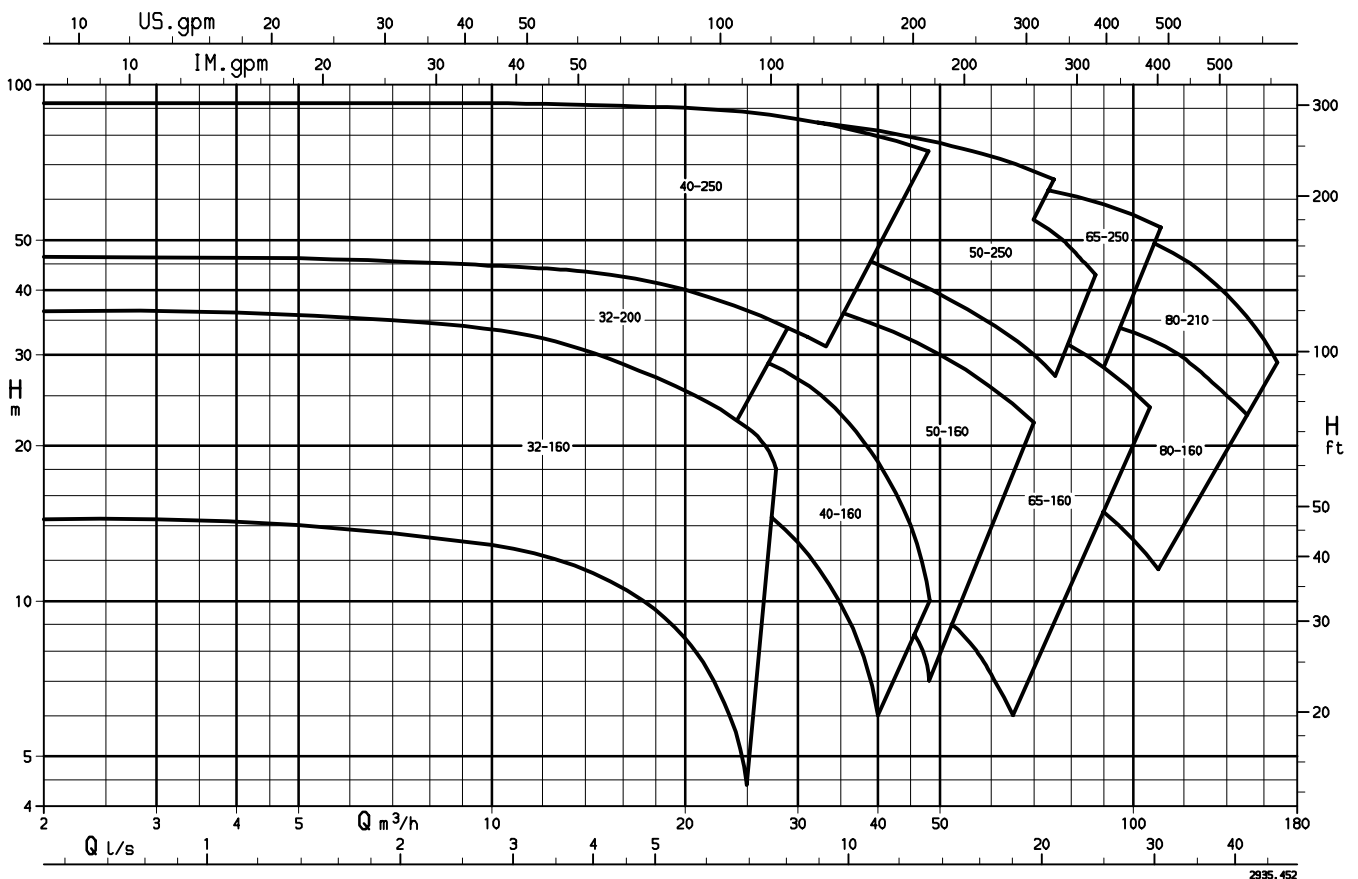
n = 2900 1/min

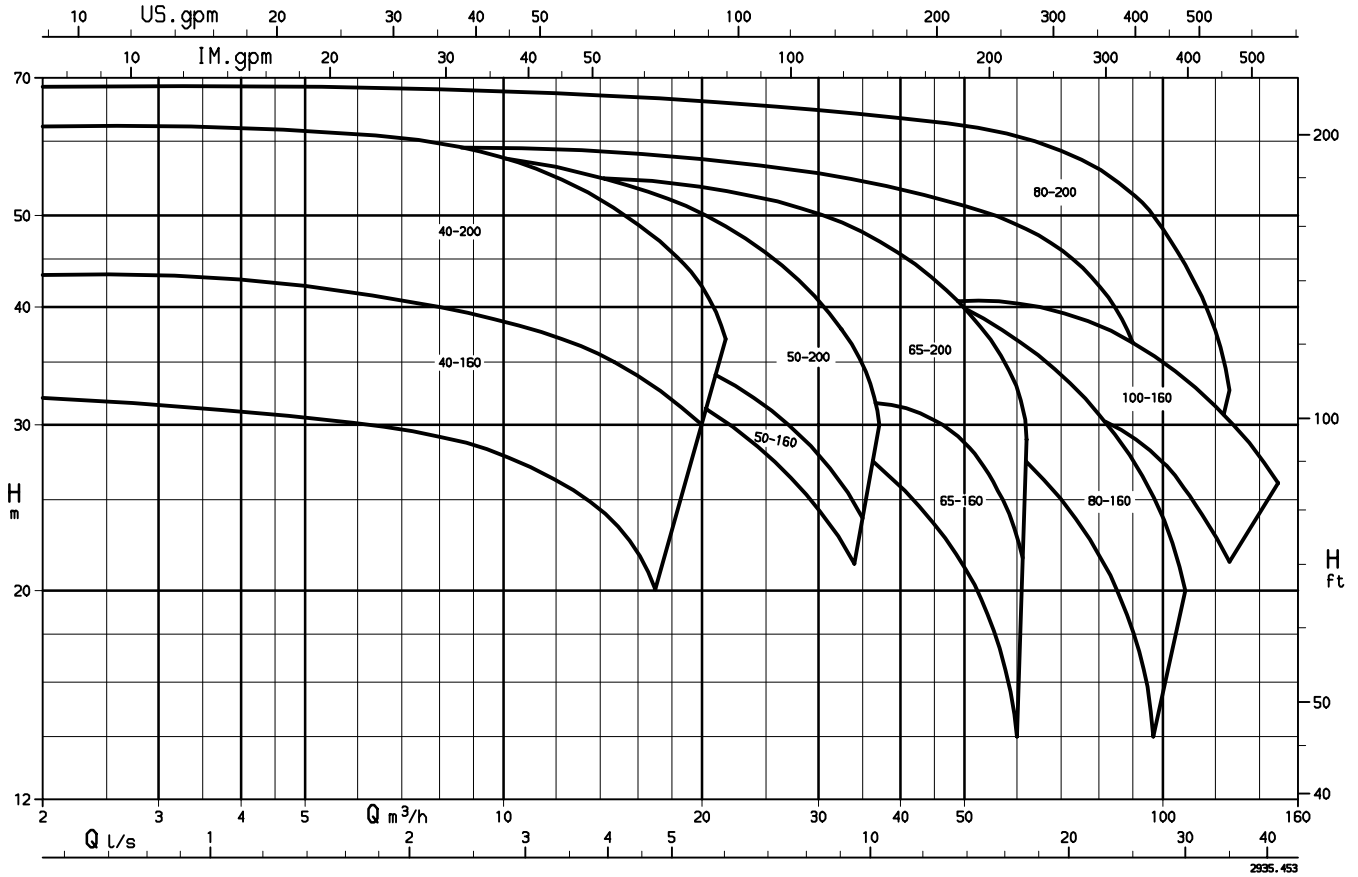


1) Etaseco also available in nodular cast iron

Etaseco G-I

n = 2900 1/min



Etaseco S-I
 n = 2900 1/min

Pump/Motor Modular System

Code	Size																							
	32-125.1	32-160.1	32-200.1	32-250.1	32-125	32-160	32-200	32-250	40-125	40-160	40-200	40-250	50-125	50-160	50-200	50-250	65-125	65-160	65-200	65-250	80-160	80-200	80-210	100-160
12	0,1	0,1	-	-	0	0,1,2	-	-	0	0,1,2,3	-	-	0	0,1,2,3	-	-	0	2,3	-	-	3	-	-	-
22	0,1	0,1	-	-	0	0,1,2	-	-	0	0,1,2,3	-	-	0	0,1,2,3	-	-	0	2,3	-	-	3	-	-	-
42	0,1	0,1	0,1	0	0	0,1,2	0,1,2	0,1	0	0,1,2,3	0,1,3	0,1,2	0	0,1,2,3	0,1,3	2	0	0,1,2,3	0,1,3	2	0,1,2,3	3	2	2,3
52	0,1	0,1	0,1	0	0	0,1,2	0,1,2	0,1	0	0,1,2,3	0,1,3	0,1,2	0	0,1,2,3	0,1,3	2	0	0,1,2,3	0,1,3	2	0,1,2,3	3	2	2,3
72	-	0,1	0,1	0	-	0,1,2	0,1,2	0,1	-	0,1,2,3	0,1,3	0,1,2	0	0,1,2,3	0,1,3	2	0	0,1,2,3	0,1,3	2	0,1,2,3	3	2	2,3
112	-	0,1	0,1	0	-	0,1,2	0,1,2	0,1	-	0,1,2,3	0,1,3	0,1,2	0	0,1,2,3	0,1,3	2	0	0,1,2,3	0,1,3	2	0,1,2,3	3	2	2,3
152	-	0,1	0,1	0	-	0,1,2	0,1,2	0,1	-	0,1,2,3	0,1,3	0,1,2	0	0,1,2,3	0,1,3	2	0	0,1,2,3	0,1,3	2	0,1,2,3	3	2	2,3

0 = Etaseco G 1 = Etaseco S 2 = Etaseco G-I 3 = Etaseco S-I - = combination not possible

Material

Part No.	Description	Material G	Material S
102	Volute casing	JL 1040 ⁵⁾	JS 1025 ⁶⁾
161	Casing cover	JS 1025 ¹⁾⁶⁾	JS 1025 ⁶⁾
230	Impeller	JL 1040 ⁵⁾	JL 1040 ⁵⁾
344 ²⁾	Bearing bracket lantern	JS 1025 ⁶⁾	JS 1025 ⁶⁾
412.21/.22	O-ring	FPM	FPM
412.02/.11/.41/.71	O-ring (set)	EPDM ³⁾	EPDM ³⁾
529.06/.21	bearing sleeve	Sicadur ^{® 8)}	Sicadur ^{® 8)}
545.06/.21	bearing bush	Sicadur ^{® 8)}	Sicadur ^{® 8)}
811	casing	St 35.8 ⁷⁾	St 35.8 ⁷⁾
817.01	can	2.4610	2.4610
818	shaft	1.4021	1.4021

- 1) for motors 12 and 22: JL 1040
- 2) omitted for motors 12 and 22
- 3) also available in FPM
- 4) Pairing of bearing: 1.4462/carbon upon request
- 5) to EN 1561 = GJL-250
- 6) to EN 1563 = GJS-400-18-LT
- 7) for motors 12 and 22 also available in JS1025
- 8) Sicadur [®] = SiC ⁴⁾



Advantages at a Glance

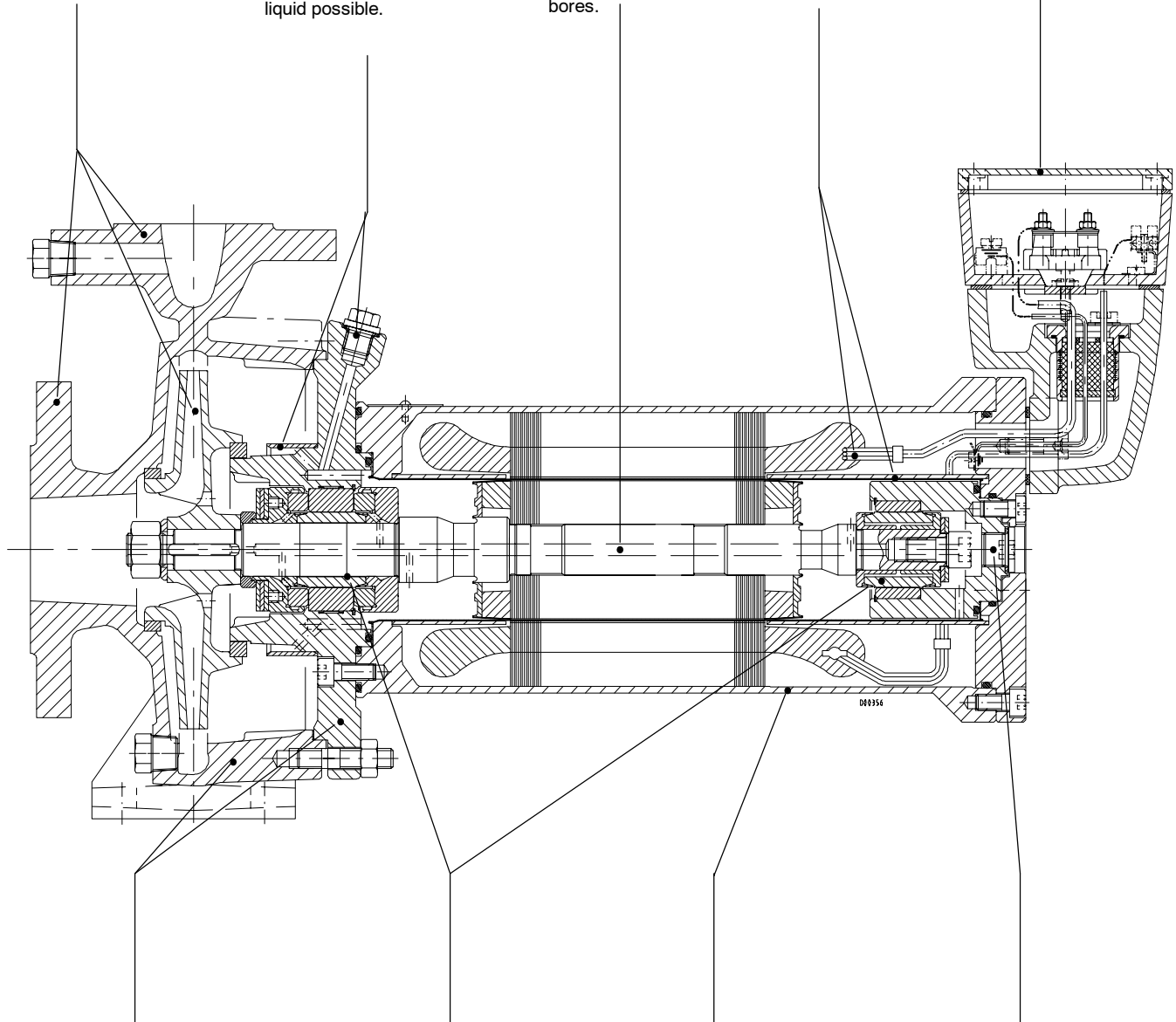
Reliable due to well-proven hydraulic elements of the ETA pump range with excellent efficiencies and NPSH values. Connecting dimensions to EN 733.

High operating reliability due to hydraulic separator: minimised solids content in the cooling flow. Additional connection for filtered product or external cooling liquid possible.

High functional reliability due to self-venting feature of the pump unit via the hollow shaft and radial bores.

Safe due to thermal motor protection and corrosion-resistant materials for can and rotor cladding.

Simple electrical installation Terminal box as on standardised IEC motors



Space-saving and easy to install due to close-coupled design

Long service life due to high-quality plain bearings with long inspection intervals.

Leakage-free, maintenance-free and low-noise, due to canned motor technology

Easy drainage and cleaning, due to flushing connection

Subject to technical modification without prior notice.

1.12.2005

2935.1/5-10

