

Globe Valve

BOA-W

PN 6/16
DN 15-200

Flow Characteristics



Legal information/Copyright

Flow Characteristics BOA-W

All rights reserved. The contents provided herein must neither be distributed, copied, reproduced, edited or processed for any other purpose, nor otherwise transmitted, published or made available to a third party without the manufacturer's express written consent.

Subject to technical modification without prior notice.

© KSB SE & Co. KGaA, Frankenthal 08/02/2019

Globe Valves

Soft-seated Globe Valves to DIN/EN

BOA-W



Flow Characteristics

The characteristic curves are based on water with a temperature of 5 to 30 °C. The flow velocity (v) in the valve passage (DN) should not exceed 4 m/s. Due to the elastic closing process on soft-seated globe valves we recommend to set the number of stem turns starting from the OPEN position.

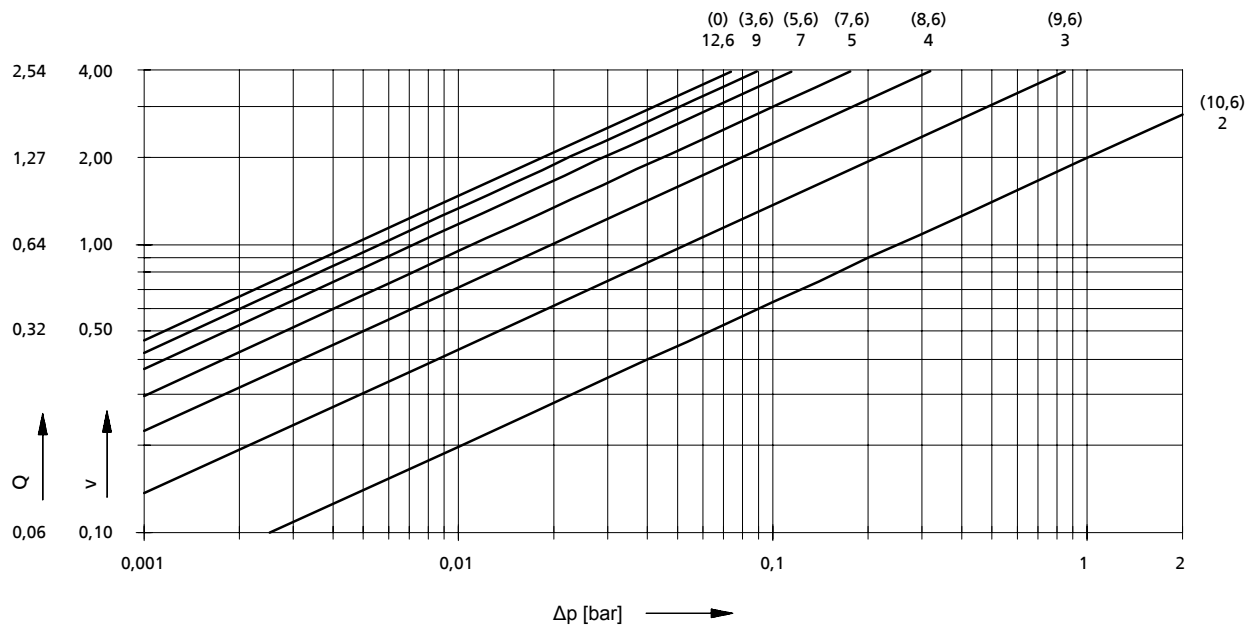
Description of units

Unit	Description
Q	Flow rate in m ³ /h
V	Flow velocity in m/s

DN 15, PN 6/16

Selection table

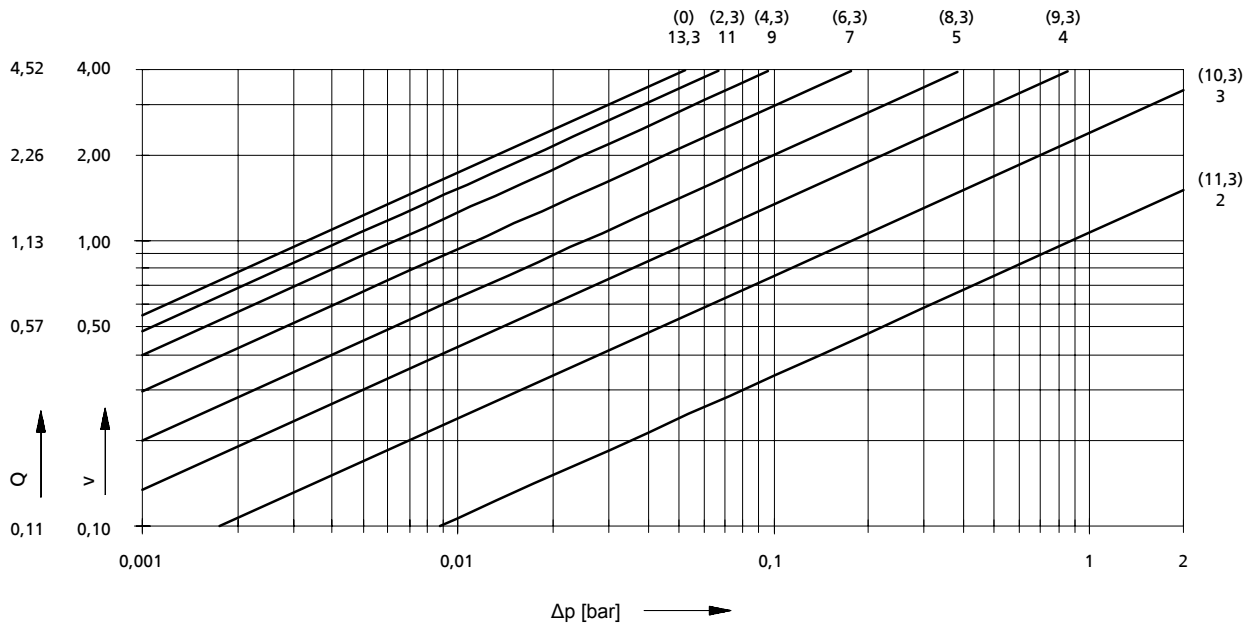
Kv [m ³ /h]	Resistance coefficient [ζ]	Number of stem turns n1 from CLOSED position	Number of stem turns n2 from OPEN position
9,3	0,9	12,6	(0)
8,4	1,1	9	(3,6)
7,5	1,4	7	(5,6)
6,0	2,2	5	(7,6)
4,5	3,9	4	(8,6)
2,7	10,5	3	(9,6)
1,3	49,3	2	(10,6)



DN 20, PN 6/16

Selection table

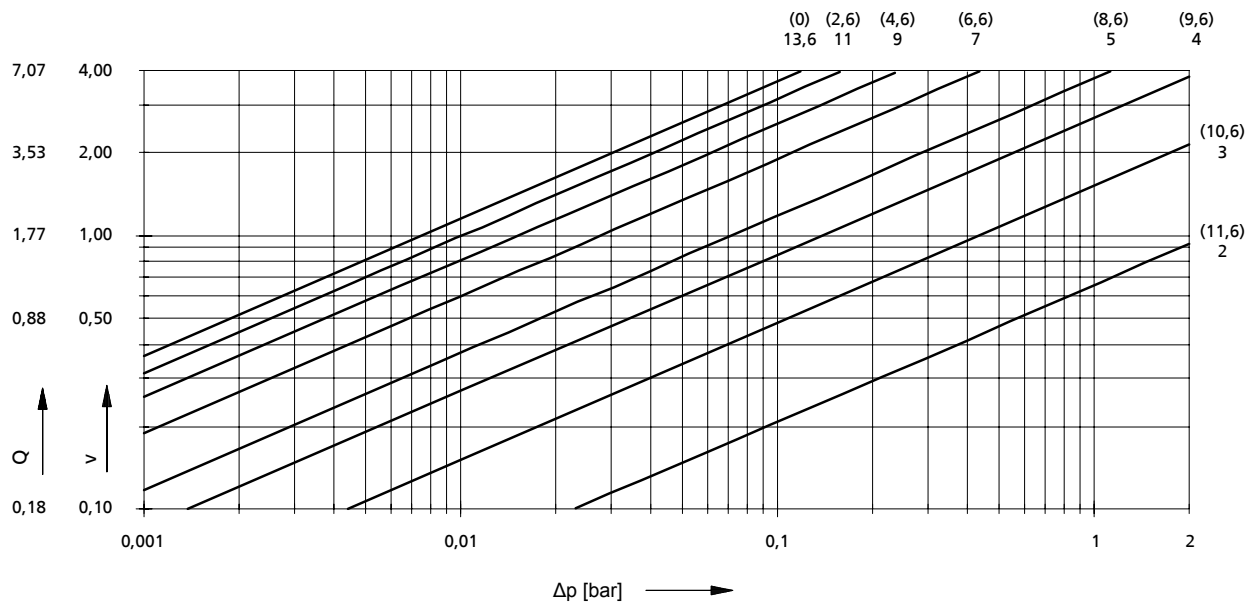
Kv [m ³ /h]	Resistance coefficient [ζ]	Number of stem turns n1 from CLOSED position	Number of stem turns n2 from OPEN position
19,6	0,7	13,3	(0)
17,2	0,8	11	(2,3)
14,3	1,2	9	(4,3)
10,6	2,2	7	(6,3)
7,1	4,9	5	(8,3)
4,8	11,3	4	(9,3)
2,7	34,4	3	(10,3)
1,2	174	2	(11,3)



DN 25, PN 6/16

Selection table

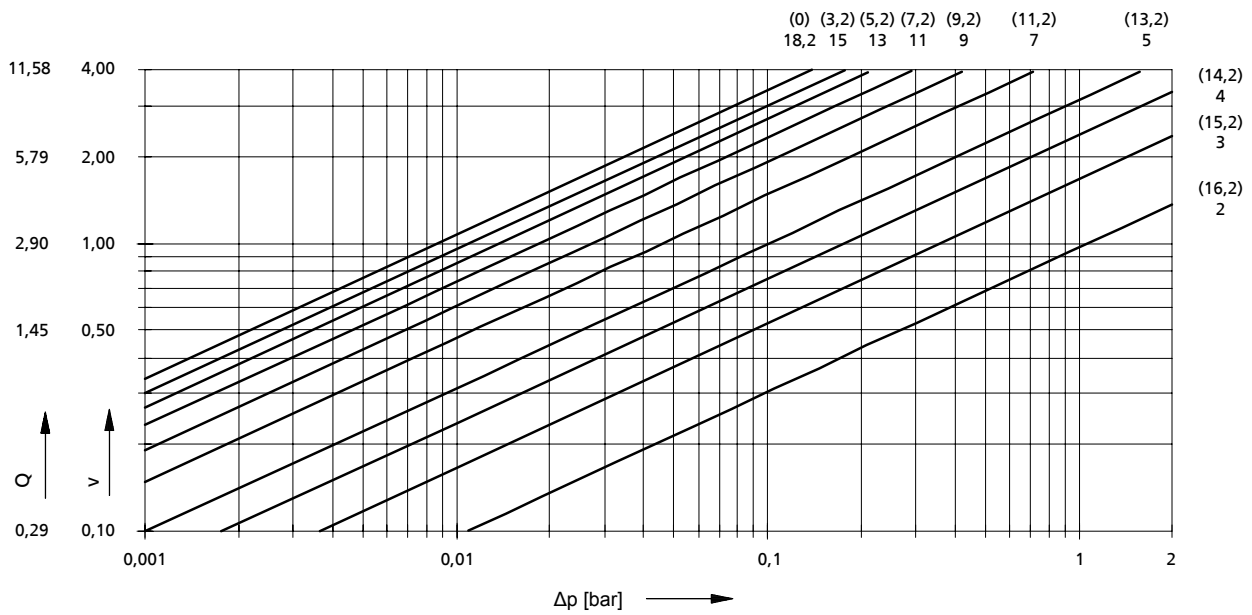
Kv [m ³ /h]	Resistance coefficient [ζ]	Number of stem turns n1 from CLOSED position	Number of stem turns n2 from OPEN position
20,3	1,5	13,6	(0)
17,6	2,0	11	(2,6)
14,3	3,0	9	(4,6)
10,6	5,4	7	(6,6)
6,6	14,1	5	(8,6)
4,8	27,0	4	(9,6)
2,7	86,5	3	(10,6)
1,2	451	2	(11,6)



DN 32, PN 6/16

Selection table

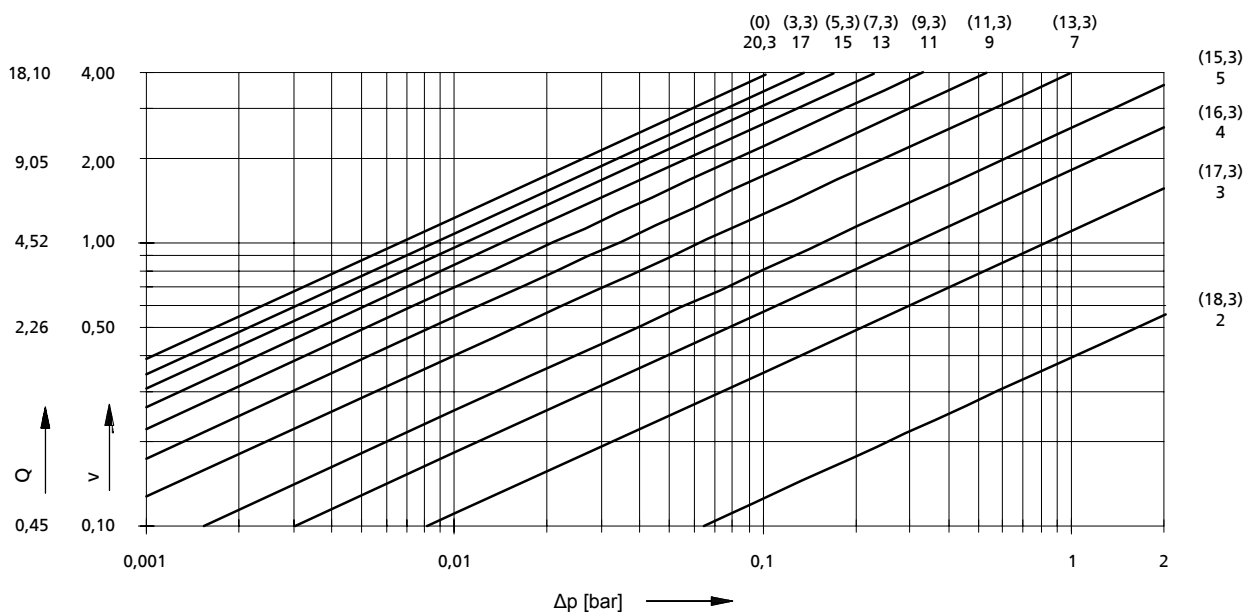
Kv [m ³ /h]	Resistance coefficient [ζ]	Number of stem turns n1 from CLOSED position	Number of stem turns n2 from OPEN position
31,1	1,7	18,2	(0)
27,6	2,2	15	(3,2)
24,7	2,7	13	(5,2)
21,3	3,6	11	(7,2)
17,5	5,4	9	(9,2)
13,5	9,0	7	(11,2)
9,1	19,8	5	(13,2)
6,9	34,6	4	(14,2)
4,8	71,3	3	(15,2)
2,8	210	2	(16,2)



DN 40, PN 6/16

Selection table

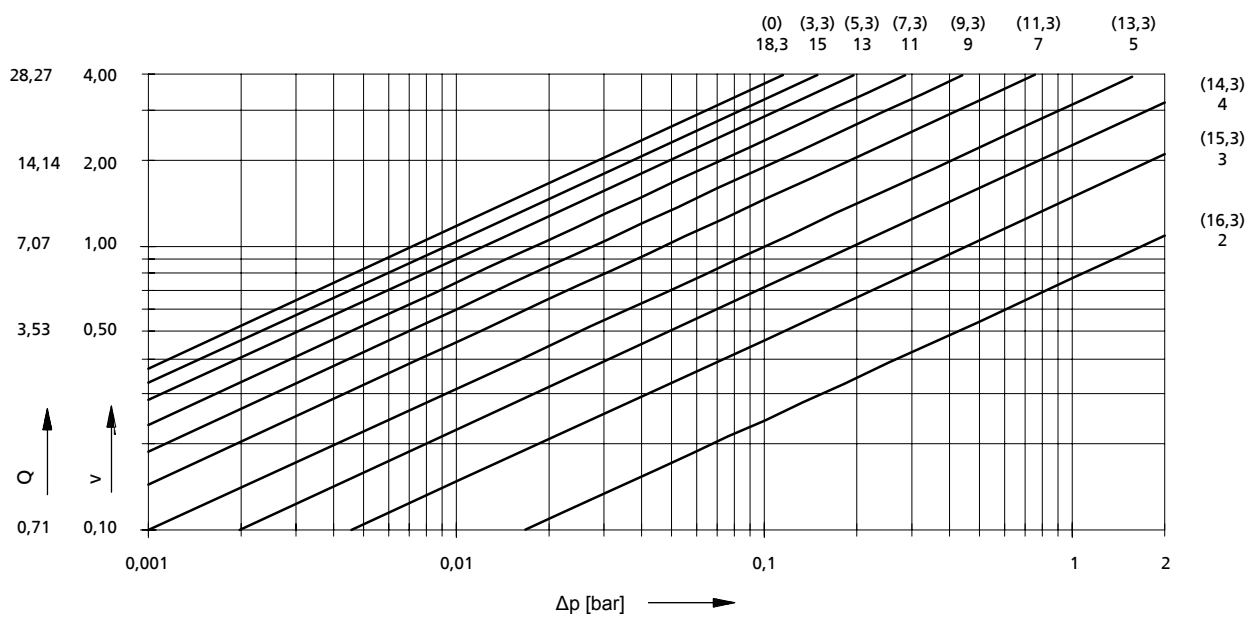
Kv [m ³ /h]	Resistance coefficient [ζ]	Number of stem turns n1 from CLOSED position	Number of stem turns n2 from OPEN position
55,7	1,3	20,3	(0)
48,9	1,7	17	(3,3)
43,6	2,1	15	(5,3)
37,7	2,8	13	(7,3)
31,5	4,1	11	(9,3)
24,7	6,6	9	(11,3)
18,1	12,2	7	(13,3)
11,6	30,0	5	(15,3)
8,2	59,9	4	(16,3)
5,0	161	3	(17,3)
1,8	1252	2	(18,3)



DN 50, PN 6/16

Selection table

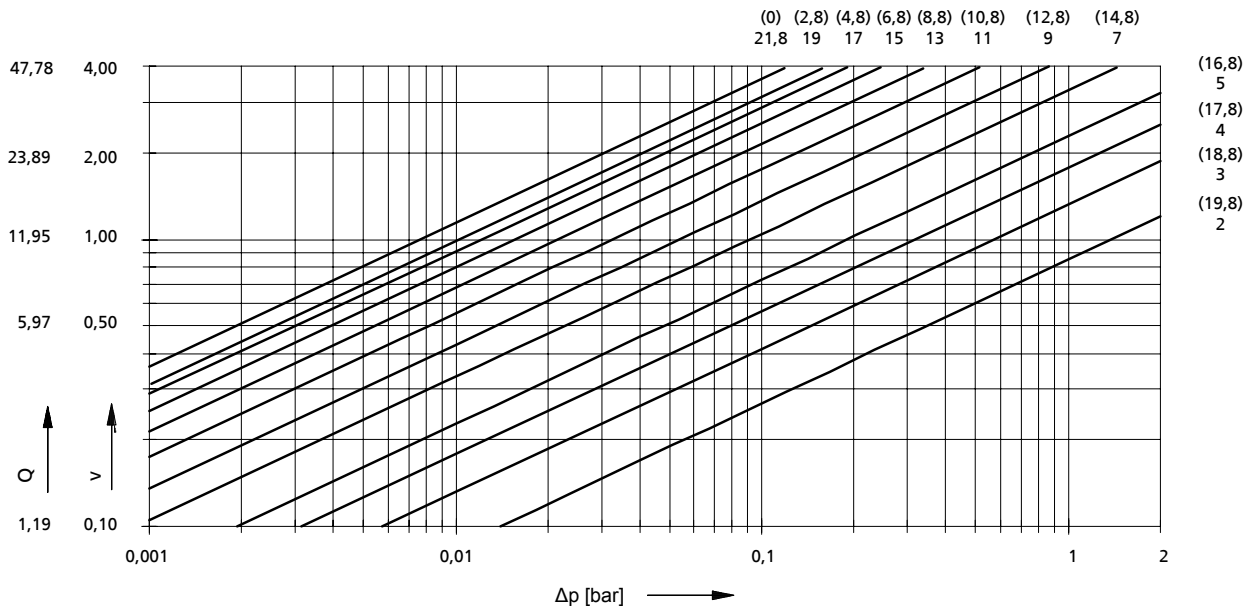
Kv [m ³ /h]	Resistance coefficient [ζ]	Number of stem turns n1 from CLOSED position	Number of stem turns n2 from OPEN position
82,9	1,5	18,3	(0)
73,1	1,8	15	(3,3)
63,8	2,4	13	(5,3)
52,6	3,5	11	(7,3)
42,3	5,5	9	(9,3)
32,3	9,4	7	(11,3)
22,2	19,8	5	(13,3)
15,9	38,9	4	(14,3)
10,4	90,0	3	(15,3)
5,5	329	2	(16,3)



DN 65, PN 6/16

Selection table

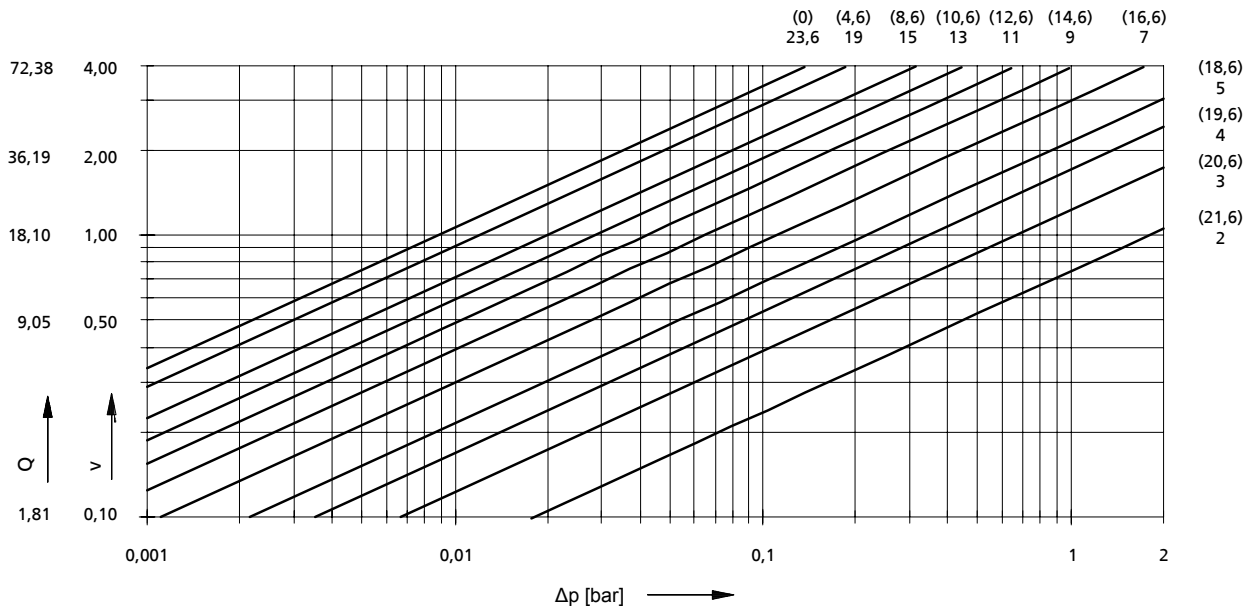
Kv [m ³ /h]	Resistance coefficient [ζ]	Number of stem turns n1 from CLOSED position	Number of stem turns n2 from OPEN position
137	1,5	21,8	(0)
122	1,9	19	(2,8)
109	2,4	17	(4,8)
95,8	3,1	15	(6,8)
81,0	4,3	13	(8,8)
66,0	6,4	11	(10,8)
51,3	10,6	9	(12,8)
39,6	17,8	7	(14,8)
27,3	37,5	5	(16,8)
21,3	61,8	4	(17,8)
15,7	113	3	(18,8)
10,2	271	2	(19,8)



DN 80, PN 6/16

Selection table

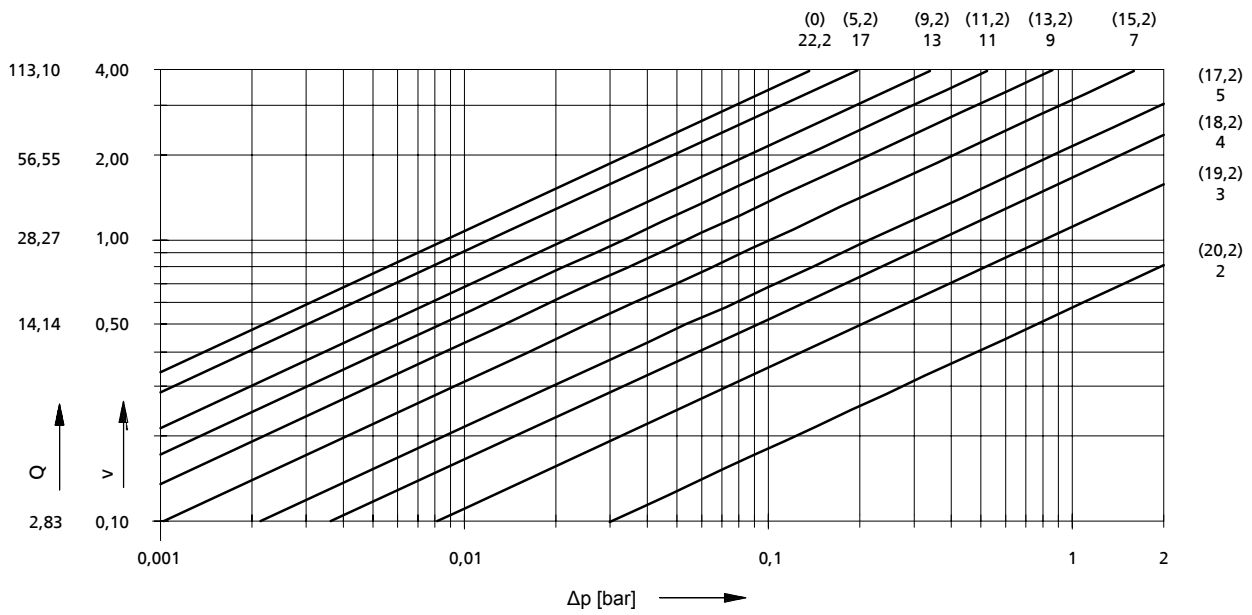
Kv [m ³ /h]	Resistance coefficient [ζ]	Number of stem turns n1 from CLOSED position	Number of stem turns n2 from OPEN position
192	1,8	23,6	(0)
165	2,4	19	(4,6)
128	3,9	15	(8,6)
107	5,6	13	(10,6)
88,6	8,2	11	(12,6)
71,2	12,7	9	(14,6)
54,2	21,8	7	(16,6)
39,1	42,0	5	(18,6)
30,7	68,0	4	(19,6)
22,1	132	3	(20,6)
13,4	357	2	(21,6)



DN 100, PN 6/16

Selection table

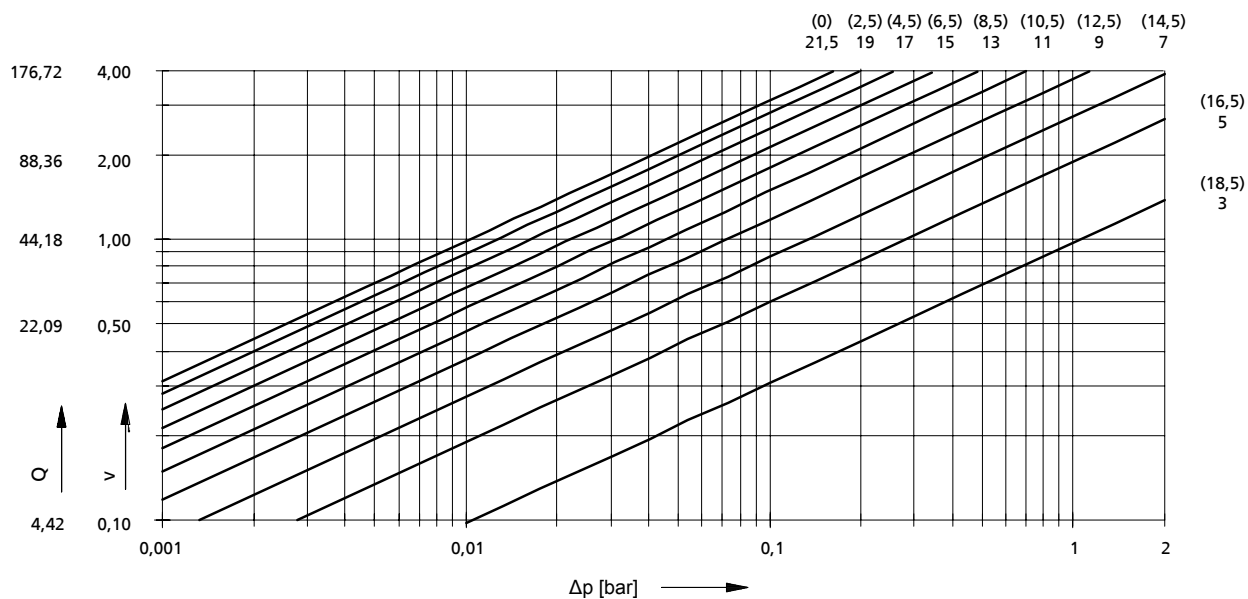
Kv [m ³ /h]	Resistance coefficient [ζ]	Number of stem turns n1 from CLOSED position	Number of stem turns n2 from OPEN position
304	1,7	22,2	(0)
256	2,4	17	(5,2)
192	4,3	13	(9,2)
155	6,5	11	(11,2)
122	10,6	9	(13,2)
88,4	20,0	7	(15,2)
60,9	42,2	5	(17,2)
46,8	71,7	4	(18,2)
31,4	158	3	(19,2)
16,1	602	2	(20,2)



DN 125, PN 6/16

Selection table

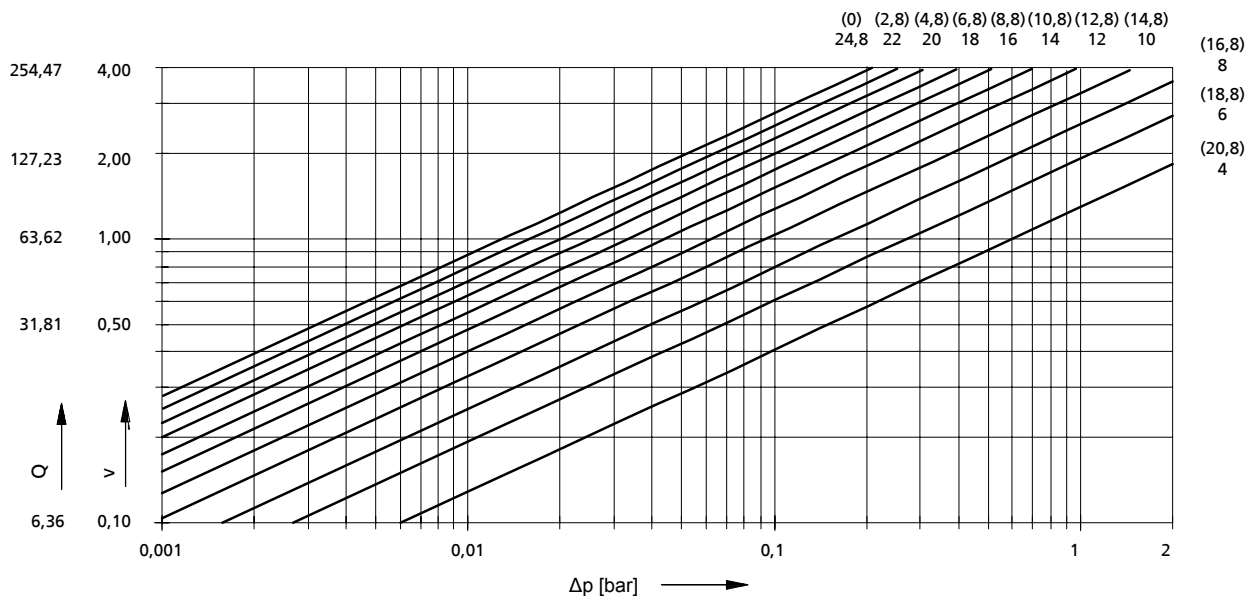
Kv [m ³ /h]	Resistance coefficient [ζ]	Number of stem turns n1 from CLOSED position	Number of stem turns n2 from OPEN position
438	2,0	21,5	(0)
393	2,5	19	(2,5)
345	3,2	17	(4,5)
297	4,4	15	(6,5)
252	6,0	13	(8,5)
209	8,8	11	(10,5)
165	14,1	9	(12,5)
122	25,9	7	(14,5)
84,0	54,2	5	(16,5)
42,8	209	3	(18,5)



DN 150, PN 6/16

Selection table

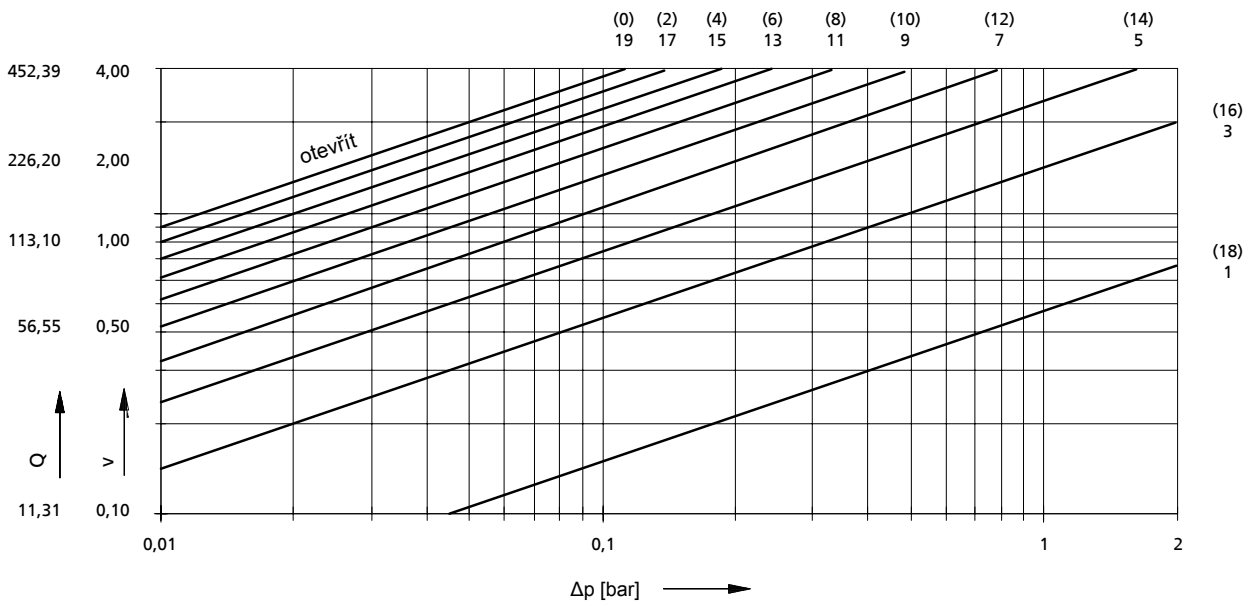
Kv [m ³ /h]	Resistance coefficient [ζ]	Number of stem turns n1 from CLOSED position	Number of stem turns n2 from OPEN position
558	2,6	24,8	(0)
504	3,1	22	(2,8)
453	3,9	20	(4,8)
402	4,9	18	(6,8)
353	6,4	16	(8,8)
304	8,6	14	(10,8)
257	12,1	12	(12,8)
209	18,2	10	(14,8)
160,6	30,8	8	(16,8)
122,4	53	6	(18,8)
82,2	117	4	(20,8)



DN 200, PN 6/16

Selection table

Kv [m ³ /h]	Resistance coefficient [ζ]	Number of stem turns n1 from CLOSED position	Number of stem turns n2 from OPEN position
1008	2,5	19	(0)
902	3,1	17	(2)
796	4,0	15	(4)
690	5	13	(6)
584	8	11	(8)
477	11	9	(10)
371,4	19	7	(12)
265,3	36	5	(14)
159,2	101	3	(16)
53,1	909	1	(18)





KSB SE & Co. KGaA
Johann-Klein-Straße 9 • 67227 Frankenthal (Germany)
Tel. +49 6233 86-0
www.ksb.com